




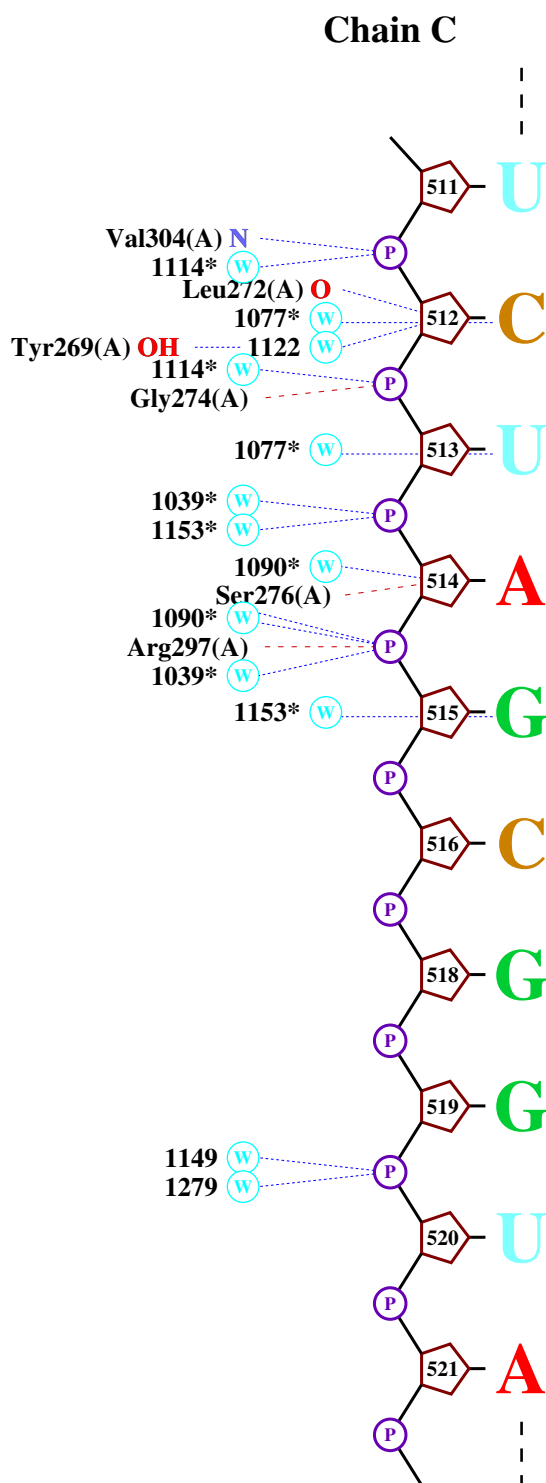


Key

-  Backbone sugar and base-number
-  Phosphate group
- * Residue/water on plot more than once

-  Hydrogen bond to DNA
-  Nonbonded contact to DNA (< 3.35Å)
-  Water molecule and number

2CV0_old

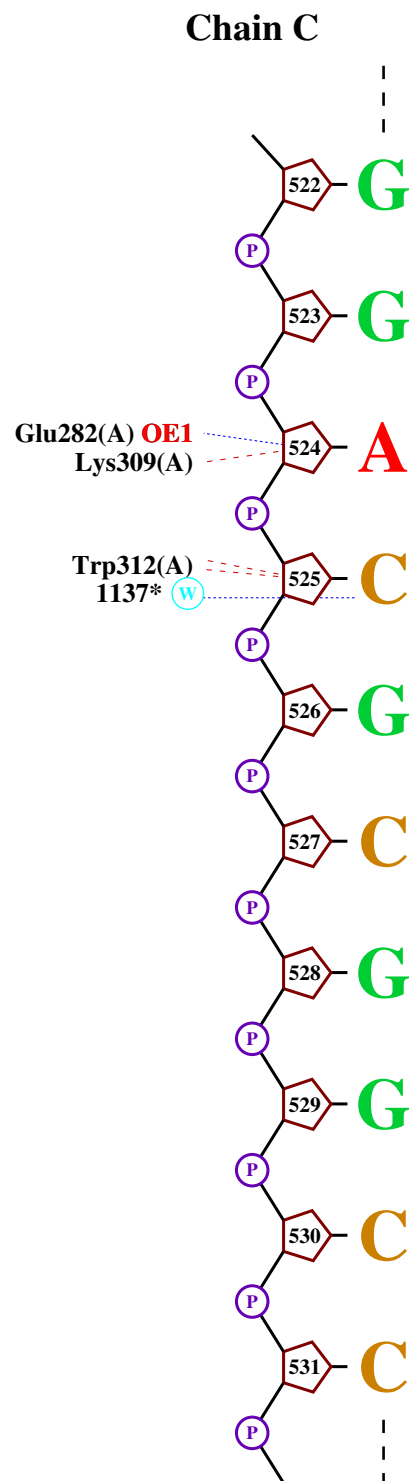


Key



- 3 Backbone sugar and base-number
- P Phosphate group
- * Residue/water on plot more than once




- ⋯⋯⋯ Hydrogen bond to DNA
- - - - - Nonbonded contact to DNA (< 3.35Å)
- 88 W Water molecule and number

2CV0_old

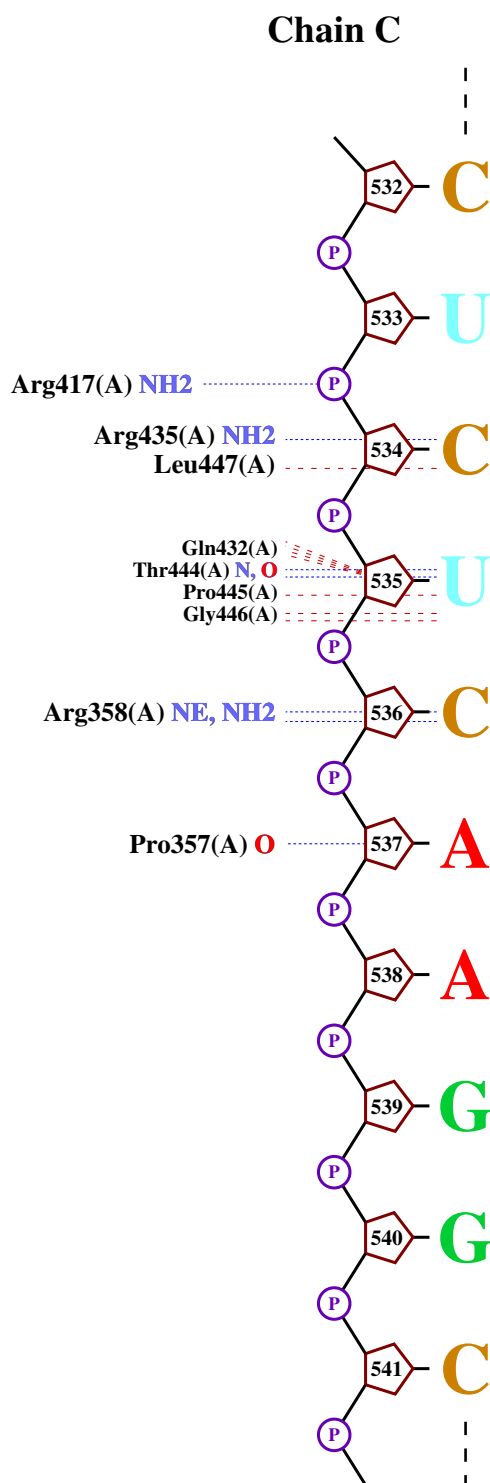


Key

-  Backbone sugar and base-number
-  Phosphate group
- * Residue/water on plot more than once

-  Hydrogen bond to DNA
-  Nonbonded contact to DNA (< 3.35Å)
-  88 **W** Water molecule and number

2CV0_old




Key

 Backbone sugar and base-number

 Phosphate group

* Residue/water on plot more than once

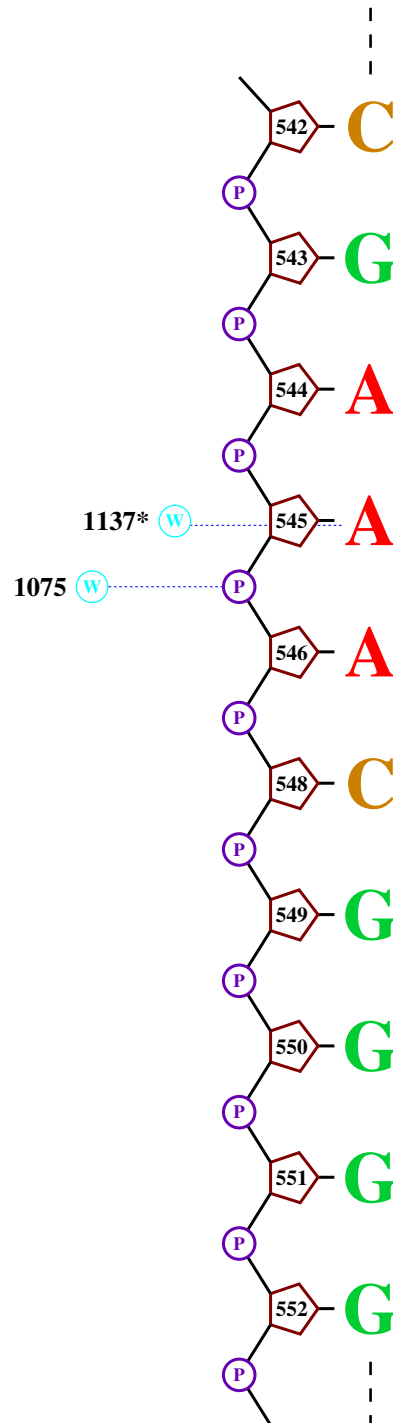
 Hydrogen bond to DNA

 Nonbonded contact to DNA (< 3.35Å)



88  Water molecule and number




2CV0_old

Chain C



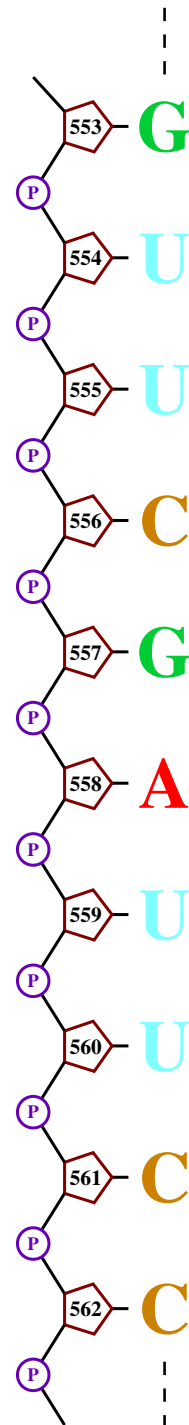
Key

-  Backbone sugar and base-number
-  Phosphate group
- * Residue/water on plot more than once



-  Hydrogen bond to DNA
-  Nonbonded contact to DNA (< 3.35Å)
- 88  Water molecule and number




2CV0_old

Chain C

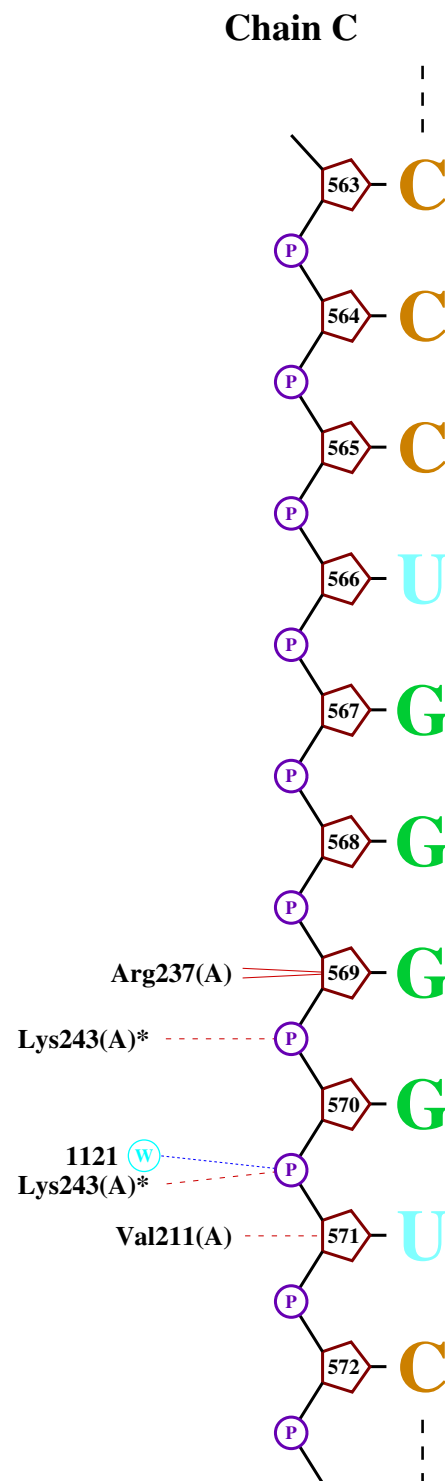


Key



-  Backbone sugar and base-number
-  Phosphate group
- * Residue/water on plot more than once




-  Hydrogen bond to DNA
-  Nonbonded contact to DNA (< 3.35Å)
- 88  Water molecule and number

2CV0_old

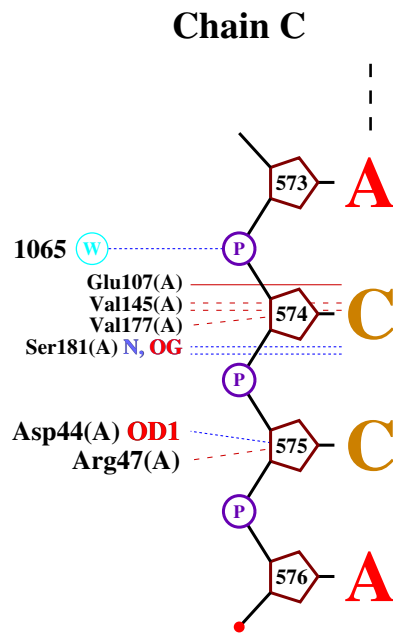


Key

-  Backbone sugar and base-number
-  Phosphate group
- * Residue/water on plot more than once

-  Hydrogen bond to DNA
-  Nonbonded contact to DNA (< 3.35Å)
- 88  Water molecule and number

2CV0_old



Key

3 Backbone sugar and base-number

(P) Phosphate group

* Residue/water on plot more than once

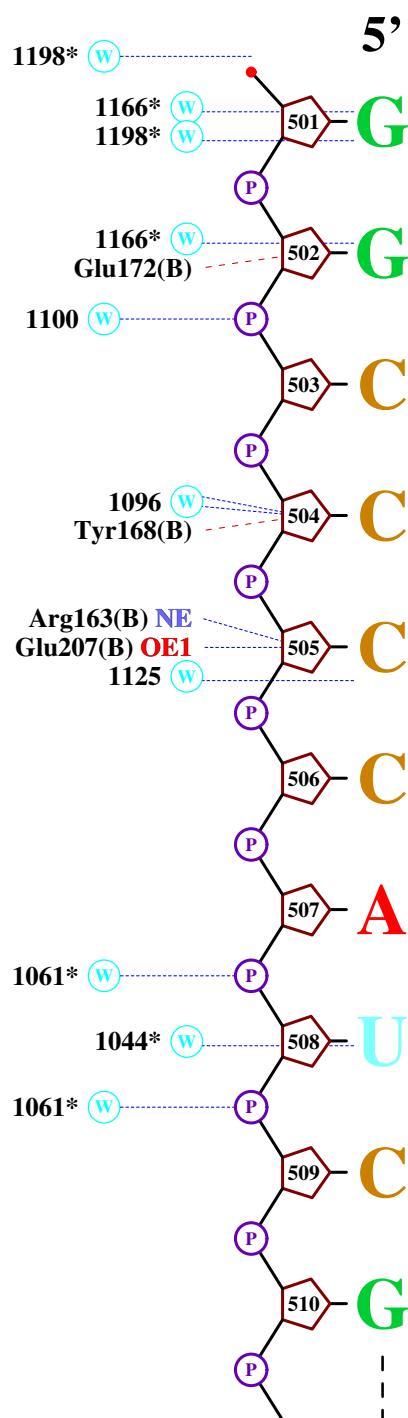
..... Hydrogen bond to DNA

..... Nonbonded contact to DNA (< 3.35Å)

88 (W) Water molecule and number

2CV0_old

Chain D

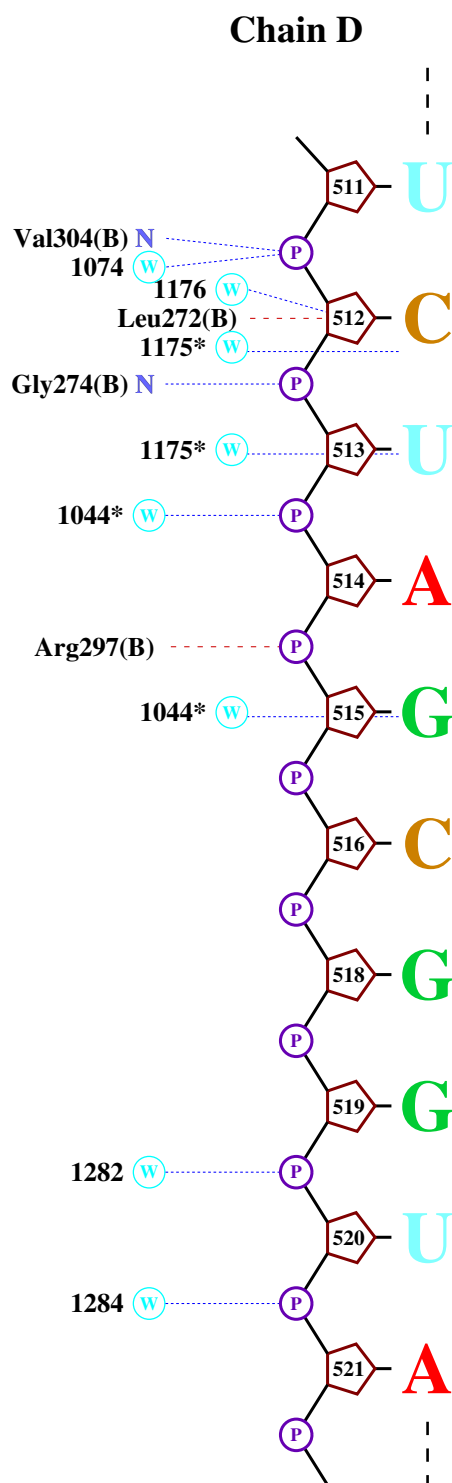


Key



- 3 Backbone sugar and base-number
- P Phosphate group
- * Residue/water on plot more than once




- Hydrogen bond to DNA
- - - Nonbonded contact to DNA (< 3.35Å)
- 88 (W) Water molecule and number

2CV0_old

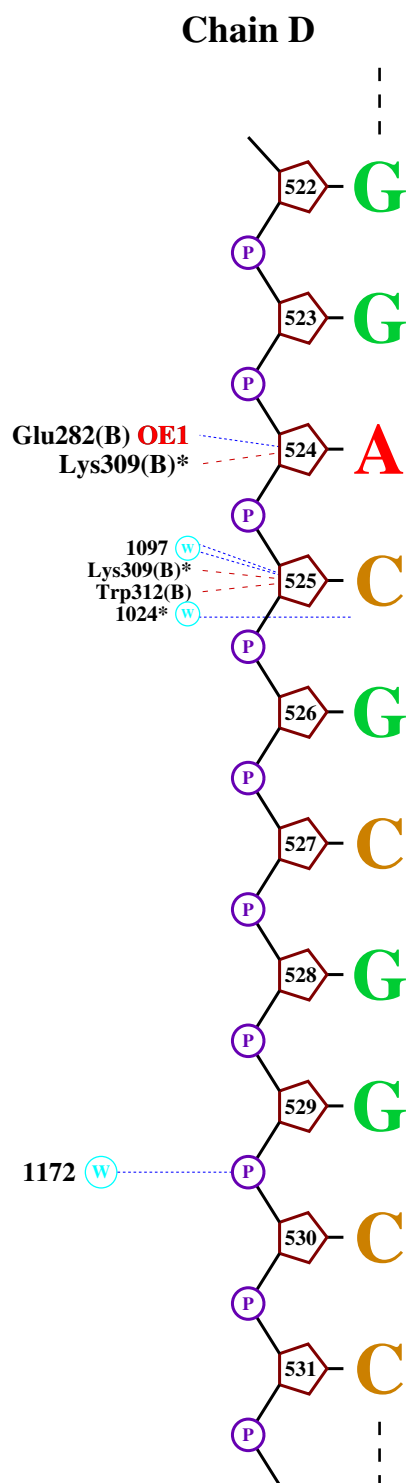


Key

-  Backbone sugar and base-number
-  Phosphate group
- * Residue/water on plot more than once

-  Hydrogen bond to DNA
-  Nonbonded contact to DNA (< 3.35Å)
- 88  Water molecule and number

2CV0_old




Key

 Backbone sugar and base-number

 Phosphate group

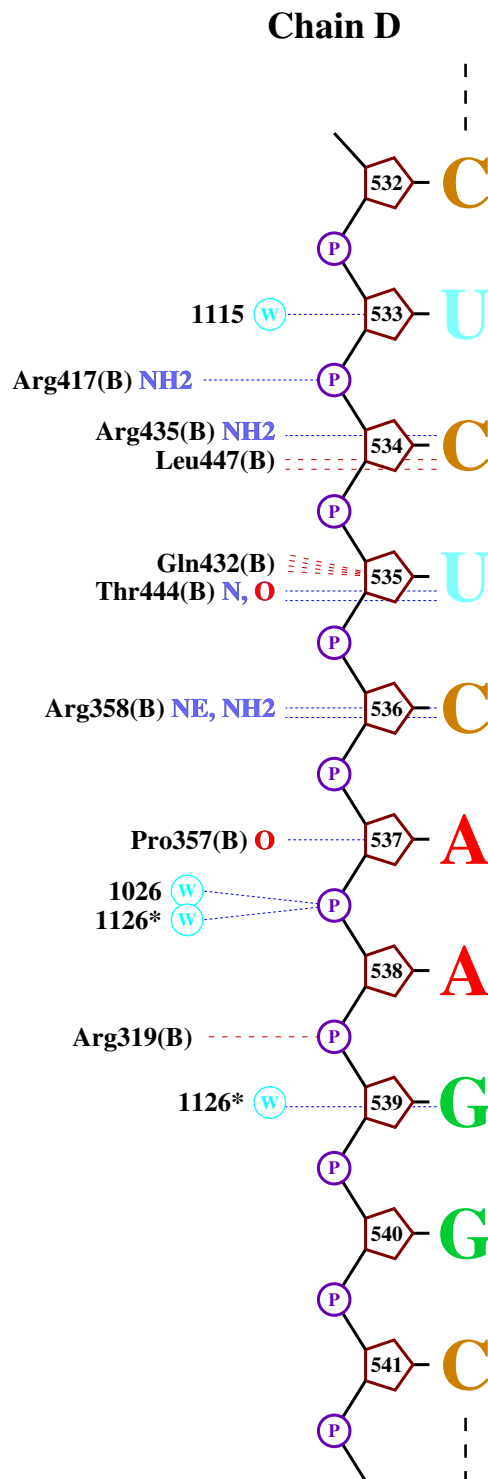
* Residue/water on plot more than once

 Hydrogen bond to DNA

 Nonbonded contact to DNA (< 3.35Å)

88  Water molecule and number

2CV0_old




Key

 Backbone sugar and base-number

 Phosphate group

* Residue/water on plot more than once

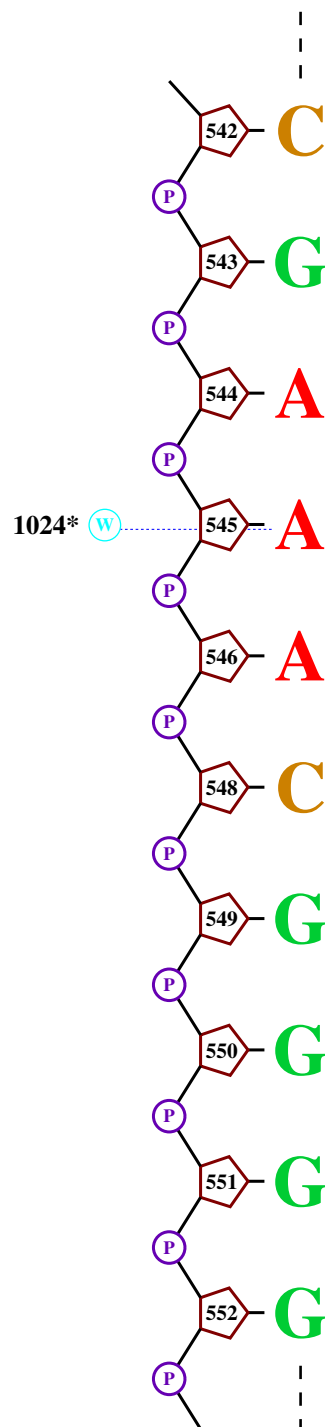
 Hydrogen bond to DNA

 Nonbonded contact to DNA (< 3.35Å)



88  Water molecule and number




2CV0_old

Chain D



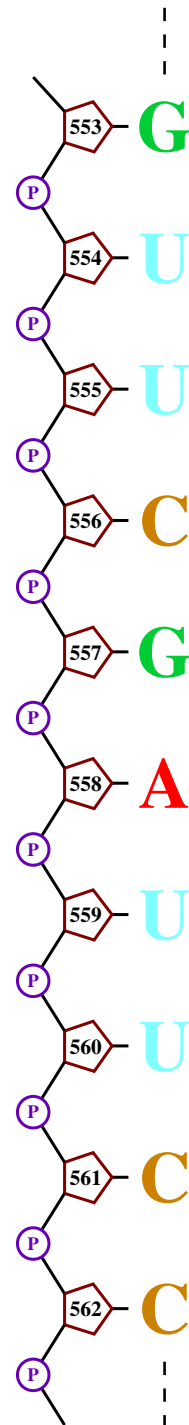
Key

-  Backbone sugar and base-number
-  Phosphate group
- * Residue/water on plot more than once



-  Hydrogen bond to DNA
-  Nonbonded contact to DNA (< 3.35Å)
- 88  Water molecule and number




2CV0_old

Chain D



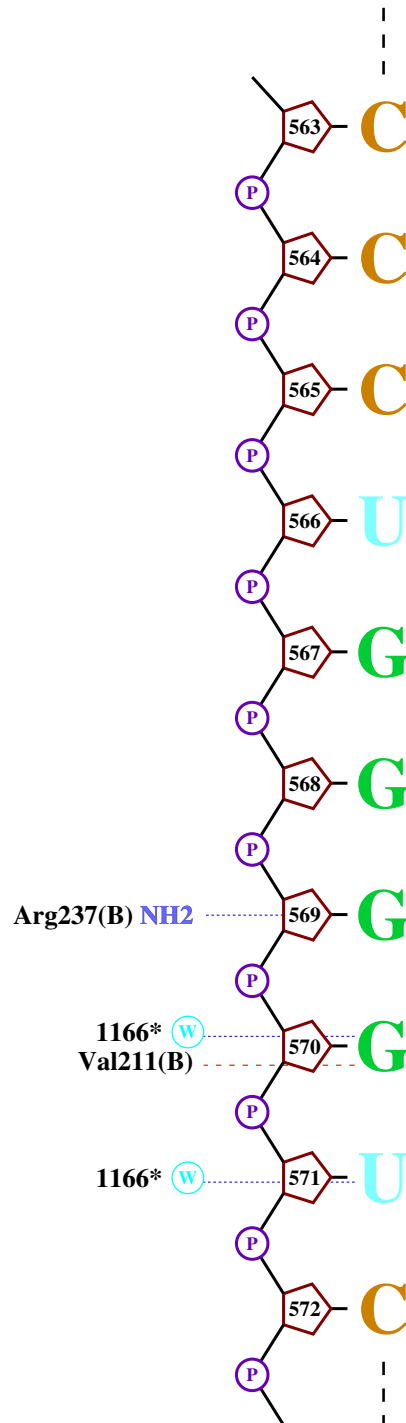
Key

-  Backbone sugar and base-number
-  Phosphate group
- * Residue/water on plot more than once

-  Hydrogen bond to DNA
-  Nonbonded contact to DNA (< 3.35Å)
- 88  Water molecule and number

2CV0_old

Chain D



Key

Backbone sugar and base-number

Phosphate group

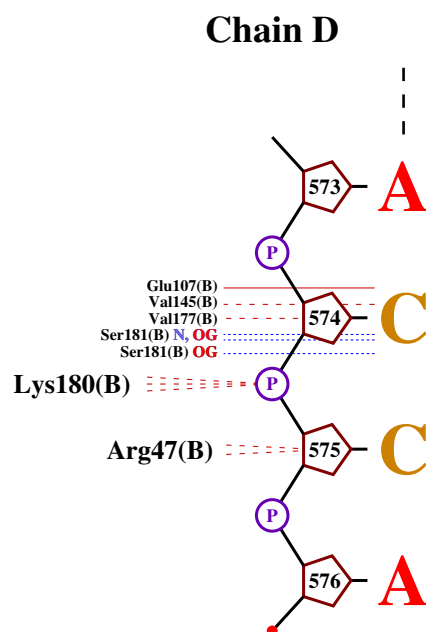
* Residue/water on plot more than once

Hydrogen bond to DNA

Nonbonded contact to DNA (< 3.35Å)

88 Water molecule and number

2CV0_old




Key


 Backbone sugar and base-number

 Phosphate group

* Residue/water on plot more than once

 Hydrogen bond to DNA

 Nonbonded contact to DNA (< 3.35Å)

88  Water molecule and number

2CV0_old